


LT958 Wheel Loader

基本参数 Technical Parameters

型号 Model	LT958
外形尺寸Overall Dimensions (L×W×H)	7970x3000x3540mm
操作重量Operating Weight	17100KG
额定容量Rated Capacity	5000KG
铲斗容量Bucket Capacity	3m ³
铲斗宽度Bucket Width	3000mm
轴距Wheelbase	3200mm
轮距Wheel Tread	2280mm
最大卸载高度Max. Dumping Height	3400mm
最大卸载距离Max. Dumping Distance	1200mm
转向角Turning Angle	35°± 1°
最大爬坡坡度Max. Climbing Gradient	28°
转弯半径Turning Radius	7240mm
发动机Engine	Weichai
额定功率Rated Power	162KW/2200r/min
最大崛起力Max. Breakout Forth	145kN
最大扭矩Max. Torque	745.3N.m
举升时间Lifting Time	≤6.8s
液压缸时间Hydraulic Cylinder Time	≤12.55s
轮胎尺寸Tire Size	23.5-25
前进档 I Forward Gear I	11.5km/h
前进档 II Forward Gear II	38km/h
后退档 I Reserve Gear I	16km/h




The articulation adopts double tapered roller bearings, high bearing capacity, small turning radius, and swifter and more efficient loading and unloading.
铰接采用双圆锥滚子轴承, 高承载能力, 转弯半径小, 装卸更加迅速高效。




Panoramic cab, spacious and bright, large manoeuvring space, good front and rear visibility, safe and comfortable.
全景驾驶室, 宽敞明亮, 操纵空间大, 前后视野良好, 安全舒适。




The exhaust system is equipped with an exhaust flame arrester and a spark arrester to ensure the safe operation of the whole machine in a dangerous environment.
排气系统装有排气阻焰器与火星消除器, 确保危险环境下整机运行安全。



High-speed and heavy-duty engine, high torque, faster power increase, power transmission by special tuning, strong power.
高速重载发动机, 扭矩大, 动力提升更快, 动力传动经专项调校, 动力强劲。



Mature and reliable transmission system ensures reliable operation and long service life of the whole machine.
成熟可靠的传动系统, 确保整机运行可靠、使用寿命长。



Customised design with optional reversing camera for unobstructed all-round visibility.
定制化设计, 可选倒车影像, 实现全方位视野无阻碍。



With technological innovation our product configuration and parameters will continue to change without notice.
随着技术的革新, 我们的产品配置和参数将不断变化, 恕不另行通知。